



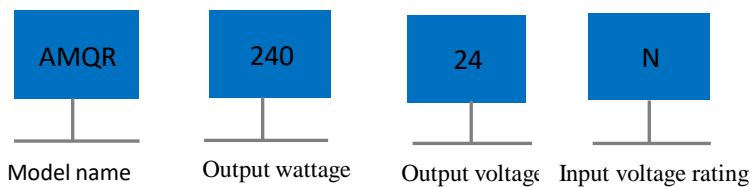
### ▲ Features

- Universal AC input/Full range
- Built-in active PFC function
- Protections: short circuit/overload/over voltage/over temperature
- Cooling by free air convection
- Can be installed on DIN rail TS-35/7.5 or 15
- 100% full load burn in-test
- 3 years warranty

### ▲ Applications

- Industrial control system
- Semiconductor fabrication equipment
- Factory automation
- Electro-mechanical apparatus

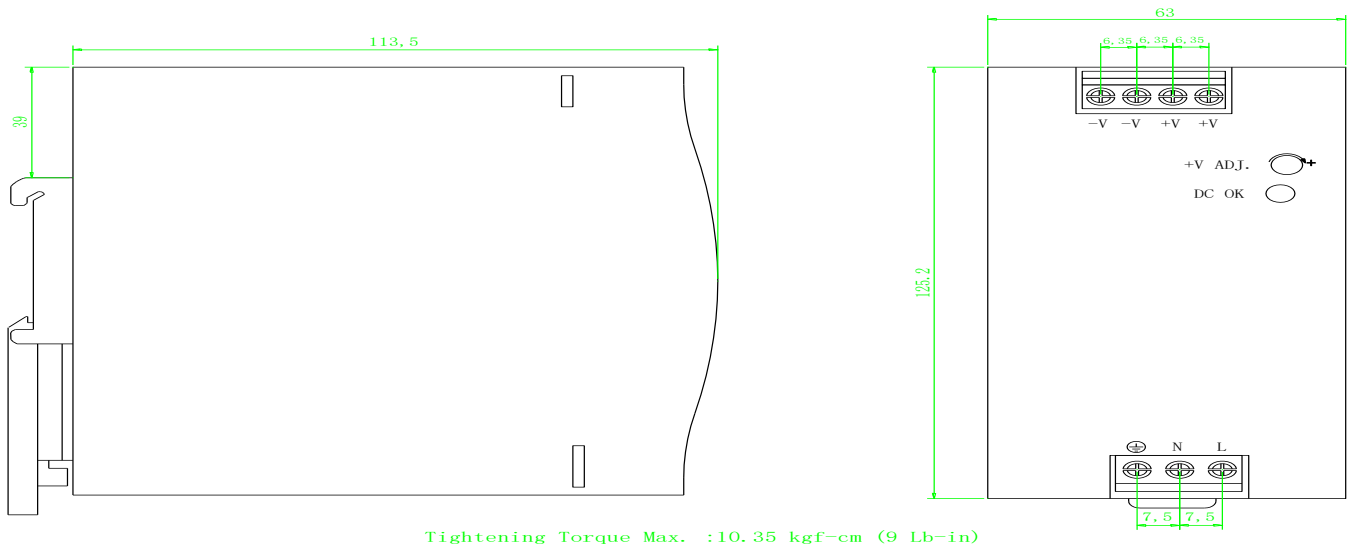
### ▲ Model Encoding



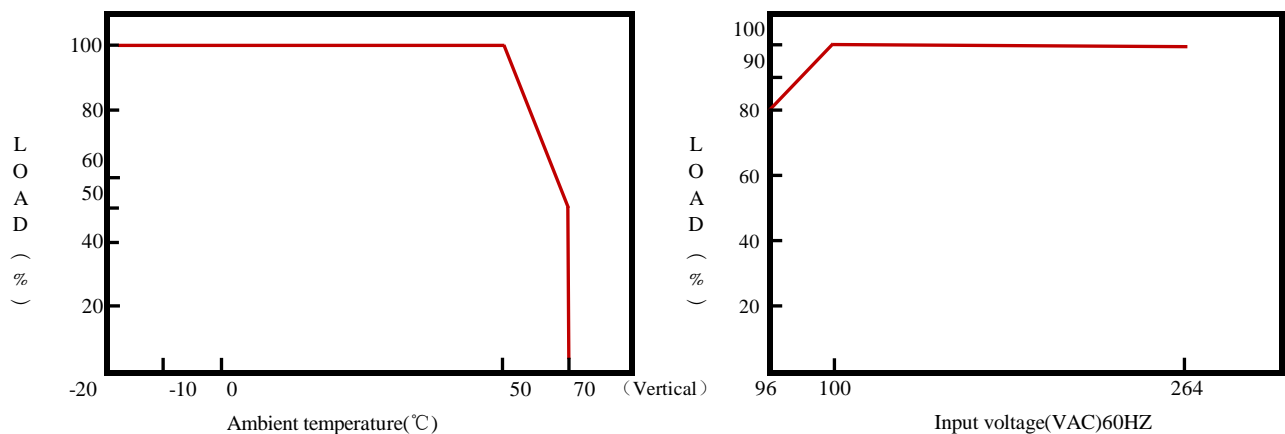
## Specifications

Input		
Voltage range Note.1	96-264VAC 120-370VDC	
AC current	2.5A/115VAC 1.3A/230VAC	
Frequency range	47-63Hz	
Inrush current (max)	20A/115VAC 35A/230VAC	
Output		
DC voltage (V)	24V	48V
Efficiency	87%	89%
Rated Current (A)	10A	5A
Rated power(W)	240W	240W
Voltage ADJ. range	24-28V	48-55V
Ripple & noise(max ) Note.2	150mVp-p	150mVp-p
Voltage tolerange Note.4	±1%	±1%
Line regulation	±0.5%	±0.5%
Load regulation	±1%	±1%
Setup, rise time	1500ms 100ms/230VAC 3000ms 100ms/115VAC(at full load)	
Hold up time	28ms/230VAC 22ms/115VAC(at full load)	
Status indicator	Green LED	
Protection		
Overload	105%-150% rated output power	
	Protection type: Constant current limiting, recovers automatically after fault condition is removed	
Over voltage(V)	29-33V	56-65V
	Protection type:Shut down O/P voltage ,re-power on to recover	
Over temperature	Shut down O/P voltage ,re-power on to recover	
Safety and EMC		
Withstand voltage	I/P-O/P:3KVAC I/P-FG:2KVAC O/P-FG:0.5KVAC	
Isolation resistance	I/P-O/P,I/P-FG,O/P-FG :100M Ohms/500VDC/25℃/70%RH	
Safety standards	60950-1、GB4943.1	
EMC emission	Compliance to EN55032(CISPR32)EN61204-3 Class B,EN61000-3-2,-3	
EMC immunity	Compliance to EN61000-4-2, 3, 4, 5, 6, 8, 11, EN55024,EN61000-6-2(EN50082-2),EN61204-3. heavy industry level, criteria A	
Environmental		
Working temperature	- 20~+70 ℃ (Refer to "Derating curve ")	
Storage temperature	- 40~+85℃	
Storage humidity	10-95 % RH	
Vibration	Component:10-500Hz,2G 10 min/1cycle,60 min each along X,Y,Z axes	
Others		
Mean time between failure	230.2K hrs min MIL-HDBK-217F(25℃)	
Installation	Install on DIN rail TS35	
Protection class	IP20	
Weight	1.08kg	
Length*width*height	125.2*63*113.5	
Data	Details	Model name
	AMQR 240W 10A/24V	AMQR24024N
	AMQR 240W 5A/48V	AMQR24048N

## Installation Instruction



## Derating curve



### Note:

1. Derating may be needed under low input voltage. Please check the derating curve for more details.
2. Ripple & noise are measured at 20MHZ of bandwidth by using a "12" twisted pair-wire terminated with a 0.1uf & 47uf parallel capacitor.
3. All parameters NOT specially mentioned are measured at 230VAC input, rated load and 25°C of ambient temperature.
4. Tolerance: includes set up tolerance, line regulation and load regulation.
5. The ambient temperature derating of 3.5°C/1000m with fanless models and of 5°C/1000m with fan models for operating altitude higher than 2000m(6500ft).
6. The power supply is considered a component which will be installed into a final equipment. The final equipment must be re-confirmed that it still meets EMC directives.
7. Installation clearances: 40mm on top, 20mm on the bottom, 5mm on the left and right side are recommended when loaded permanently with full power. In case the adjacent device is a heat source, 15mm clearance is recommended.